

The Story of the Statue

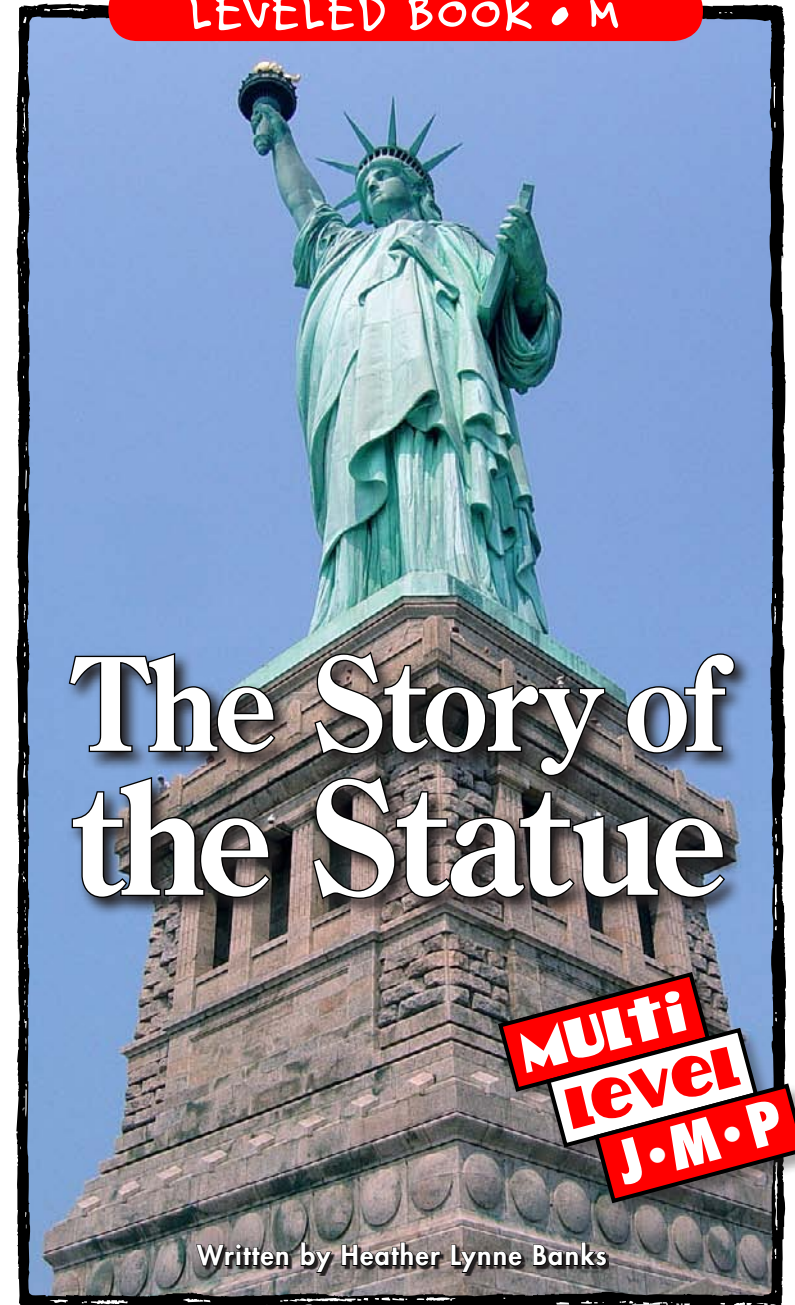
A Reading A-Z Level M Leveled Book
Word Count: 504



Reading a-z

Visit www.readinga-z.com
for thousands of books and materials.

LEVELED BOOK • M



The Story of the Statue

**Multi
level
J•M•P**

Written by Heather Lynne Banks

www.readinga-z.com

The Story of the Statue

Photo Credits:

Front cover, page 4: © Sheryl Shetler; back cover: © Les Polders/Alamy Images; title page: © Michael S. Yamashita/National Geographic Stock; page 3: © Patrick Frilet/Hemis/Corbis; pages 5, 8: © The Granger Collection, NYC; pages 6, 7: © Agence Papyrus/AP Images; page 9: © Museum of the City of New York/Corbis; page 10: © iStockphoto.com/Terraxplorer; page 11: © Mario Cabrera/AP Images; page 12: © Bettmann/Corbis; page 13: © Jesper Jensen/Alamy Images; page 14: © Greg Balfour Evans/Alamy Images; page 15 (top): © Scott Barrow/Corbis; page 15 (bottom): © REUTERS/David Goldman



Written by Heather Lynne Banks

www.readinga-z.com

The Story of the Statue
Level M Leveled Book
© Learning A-Z
Written by Heather Lynne Banks

All rights reserved.

www.readinga-z.com

Correlation

LEVEL M

Fountas & Pinnell	L
Reading Recovery	19
DRA	24



A boy takes photos of the statue for his friends back home.

Table of Contents

Introduction	4
A Gift from France	5
The Statue Comes to Life	7
Super-Sized Statue	10
More Than a Statue	12
Visiting the Statue	14
Glossary	16



The Statue of Liberty as seen today

Introduction

The **Statue of Liberty** is the tallest statue in the United States. People around the world know this big green woman. Where did this work of art come from?




Edouard de Laboulaye

A Gift from France

Mr. Laboulaye, an important man in France, wanted to help the United States celebrate 100 years of **independence**. In 1865, he said France should give a gift to the United States. The gift was the Statue of Liberty.

First, a place needed to be found for the statue. A French artist, Mr. Bartholdi, said they should put it on an island near New York. The Americans thought about it and agreed. Then, Mr. Bartholdi made a small clay model of the statue. The French engineer, Mr. Eiffel, made sure the statue would be strong enough to last a long time.



Bartholdi had to find new ways to build such a large statue.

The Statue Comes to Life

Workers in France made the statue in pieces and then put it together. American workers built its base on the island. All of this work cost a lot of money. People from both countries gave money to help pay for it. In 1876, France sent the arm and **torch** of the statue to the United States. They were set up for everyone to see. When Americans saw the arm and torch, they got excited. They wanted to give even more money.



The arm and torch were shown in Philadelphia in 1876.



The finished statue in Paris, France, in 1884

The arm and torch were sent back to France in 1882. The statue was put together in 1884. The inside was made of iron. The outside was made of over 300 sheets of copper. Then the statue was taken apart again! The pieces were sent to the United States on a ship.

The Statue of Liberty was supposed to be given to the United States in 1876. Even though it was late, people were still excited. The president of the United States spoke at the big celebration.



A painting of the celebration in 1886



People in New York City can see the Statue of Liberty across the water.

Super-Sized Statue

The Statue of Liberty is on Liberty Island. It can be seen from miles away. The statue started out the color of a new copper penny. Over the years, the air turned it green!



Workers fix the torch in 1985.


The Statue of Liberty weighs as much as 115 cars. The statue itself is taller than three school buses placed end-to-end. With the base, it is as tall as a 30-story building.



Children wave hello to their new home in the United States.

More Than a Statue

The Statue of Liberty is more than a work of art. It stands for friendship between two countries. It has also given hope to people who have moved to the United States. A poem in a room inside the base welcomes these people from other countries.



The date *July 4, 1776*, is written on the tablet in Roman numerals.

Parts of the statue have special meaning. The torch in its right hand stands for **freedom**. The **tablet** in its left hand has the date *July 4, 1776*, written on it. This is when the Declaration of Independence was signed. The United States became its own country on this date.



One of the big boats that carries people to and from the Statue of Liberty

Visiting the Statue

Visitors to the statue take a large boat to Liberty Island. They can walk into the base and even climb to the crown.



Visitors on their way to see the statue



A girl being lifted to see out of a window in the statue's crown

Many people visit the Statue of Liberty each year. People will continue to come to see the statue that stands for freedom.

Glossary

freedom (*n.*) the state of being free, or having the right and power to act and think as one wishes (p. 13)

independence (*n.*) freedom from the control, influence, support, or help of others (p. 5)

liberty (*n.*) the right to believe and act independently of other people (p. 4)

statue (*n.*) a three-dimensional work of art, usually in the shape of a person or other animal (p. 4)

tablet (*n.*) a flat surface usually used for writing (p. 13)

torch (*n.*) a stick with material at one end that can be burned to provide light (p. 7)